

## 3D Cart Setup: Netbilling CC payment module

**Notebook:** 3rd Party Shopping Cart

**Created:** 7/21/2011 5:27 PM

**Updated:** 8/2/2011 2:02 PM

---

## 3D Cart Setup: Netbilling CC payment module

### Netbilling Admin setup:

- Direct Mode v2.x needs to be enabled
- Enter the static IP of the 3d cart server

### Direct Mode Interfaces

---

Use the choices below to control if and how payments will be accepted through Direct Mode. If you do not use Direct Mode to accept payments from your customers, turn off the Direct Mode Interfaces by un-checking the boxes below.

Native Direct Mode Interface

- Enable Native Direct Mode v.3 (SAS) Channel
- Enable Native Direct Mode v.2 Channel
- Enable Native Direct Mode v.1 Channel

Transactions Allowed

AUTH / SALE / REFUND / no settlement

Specify Trusted Static IP Addresses<sup>1,2</sup> allowed to originate Direct Mode transactions:  
(One IP address or subnet per line. The system ignores comments starting with '#')

74.86.222.246

Example:

```
192.168.1.1          # This IP may perform Direct Mode transactions
192.168.1.2 (NoMC)  # This IP may only perform non-MasterCard transactions
192.168.2.          # This subnet may perform Direct Mode transactions
```

Trusted Static IP Addresses should be used in nearly all cases. The Dynamic IP Security Code should be used only when Direct Mode client software needs to be used from a dynamic IP address, such as a mobile device.

---

### Login to the 3Dcart Online Store Manager:

- Go to: Settings/Payment/Online Methods/
- Select *Add New*
- Choose Netbilling as "Payment Method" SAVE

3dcart | Online Store Manager adultplayparlor.3dcartstores.com | User: Administrator

SEARCH BY KEYWORD

Home View Store File Manager CRM E-Mail Live Chat Stats Log Out

- Orders ▶
- Products ▶
- Customers ▶
- Marketing ▶
- Settings ▶
- Reports ▶
- Plugins ▶
- SocialCommerce ▶
- My Shortcuts ▶

? Need help  
with this page?

My billing  
information

### Online Payment Methods Add New


Add New Payment Type

**Country:** ALL **State:** ALL


**Payment Method:** NetBilling

**Order Amount:**

**Cust Group:** None Cancel Save



CLICK HERE TO SIGNUP FOR AN ACCOUNT



CLICK HERE TO SIGNUP FOR AN ACCOUNT

Delete Test Save

**Customer Group:** ALL-ALL Edit Exclude List

**Username:**   **Authorize Only**

**Order Amount:** Min: 0 Max: 99999 **Order Status:** New

**Description:**

**Confirmation Msg:**

- Active: Checked
- Username: Netbilling Account ID
- Password: Not used
- Select: SAVE


3dcart | Online Store Manager adultplayparlor.3dcartstores.com | User: Administrator

SEARCH BY KEYWORD


Home View Store File Manager CRM E-Mail Live Chat Stats Log Out

- Orders ▶
- Products ▶
- Customers ▶
- Marketing ▶
- Settings ▶
- Reports ▶
- Plugins ▶
- SocialCommerce ▶
- My Shortcuts ▶
- ? Need help  
with this page?
- My billing  
information


### Online Payment Methods Add New



3dcart  
Merchant Account  
CLICK HERE TO SIGNUP FOR AN ACCOUNT



PayPal  
CLICK HERE TO SIGNUP FOR AN ACCOUNT



Google  
Checkout  
CLICK HERE TO SIGNUP FOR AN ACCOUNT

**NetBilling**

**Caption:**   **Active** Delete Test Save

**Customer Group:**  **Country/State:** ALL-ALL [Edit Exclude List](#)

**Username:**  **Password:** \*\*\*  **Authorize Only**

**Order Amount:** Min:  Max:  **Order Status:**

**Description:**

**Confirmation Msg:**

- Select: TEST
- Enter Account Test Credit Card on popup
- Submit by selecting *Test*
- Check the Netbilling Account for a successful ND2.Trans.

## Test Payment Gateway

Close

### Payment Method: NetBilling

This test will place a \$0.25 transaction using your account information.

#### Billing Information

First name:  Last name:   
Address:   
Address2:   
City:  State:   
Zip:  Country:

#### Credit Card Information

Card Number:  Expiration:    
Type:  CVV2:

Test

direct VISA sale transaction 'TEST APPROVED' (ND2.TRANS)